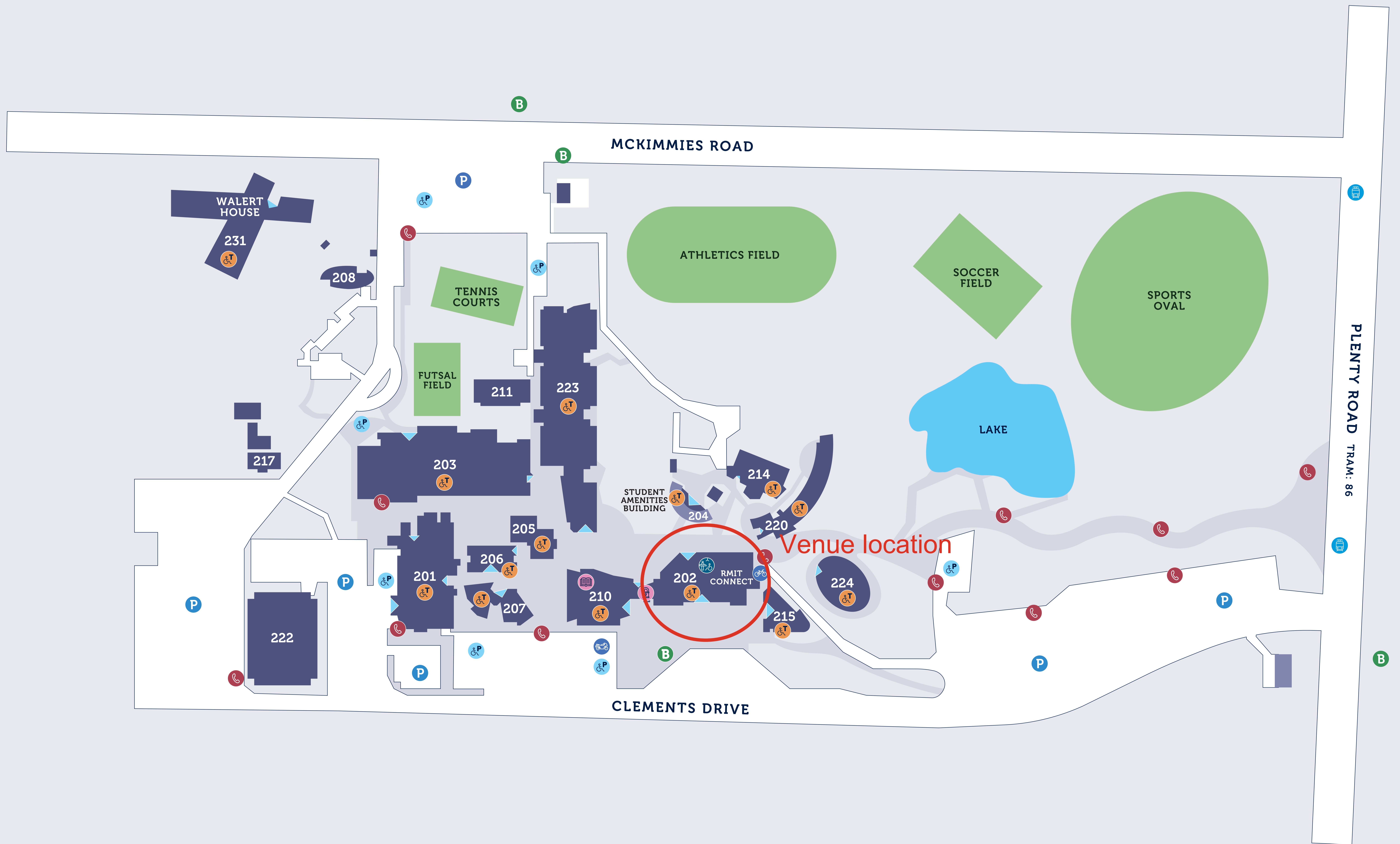


# RMIT Bundoora

## Mobility Map

LEGEND			
	ACCESSIBLE ENTRANCES		RECREATION SPACE
<b>KEY LOCATIONS</b>			
	RMIT CONNECT		PARKING
	SECURITY		SECURE BIKE PARKING
	LIBRARY		MOTORCYCLE PARKING
	ACCESSIBLE TOILET		BUS STOP
	CHANGING PLACES		EMERGENCY CALL POINT
	DISABILITY PARKING		TRAM STOP



Equitable Learning Services  
via RMIT Connect

Building 202, Level 2  
Tel. +61 3 9925 5000 (ELS)  
Email: [els@rmit.edu.au](mailto:els@rmit.edu.au)  
[www.rmit.edu.au/equitable](http://www.rmit.edu.au/equitable)

[rmit.edu.au/maps](http://rmit.edu.au/maps)  
GPO Box 2476, Melbourne 3001  
Tel. +61 3 9925 2000 (switchboard) or  
+61 3 9925 2260 (program enquiries)  
[rmit.edu.au](http://rmit.edu.au)



Produced from information compiled by  
Property Services June 2024

# RMIT

# Bundoora

## Directory

Points of interest	Building number and level
Library	Building 210, Level 2
Ngarara Willim Indigenous Centre	Building 202, Level 3
Security Reception	Building 210, Level 2 and Building 256 (East)
RUSU Reception	Building 202, Level 2
Café	Building 202, Level 2

Student administration offices	Building number and level
RMIT Connect	Building 202, Level 2

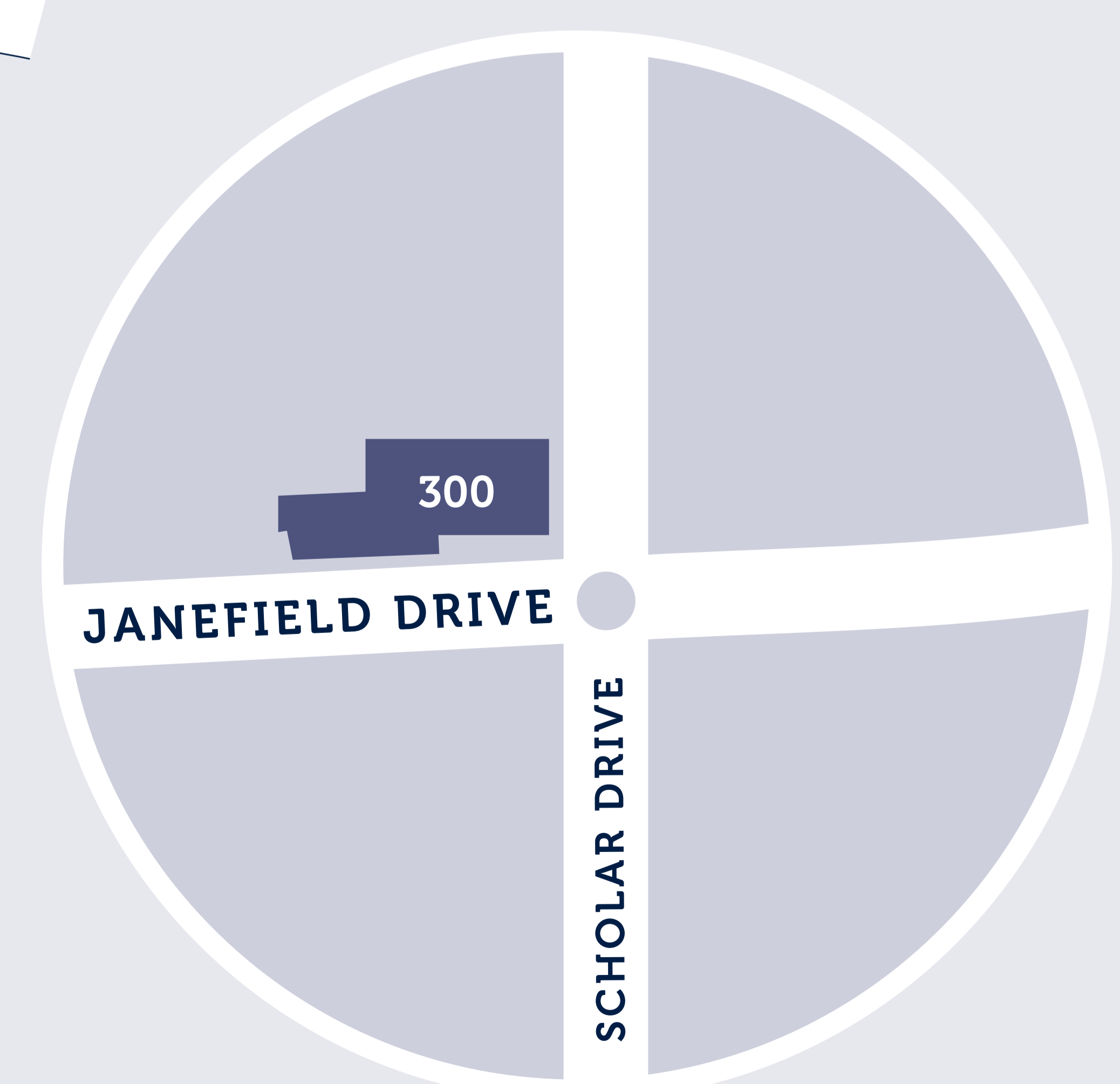
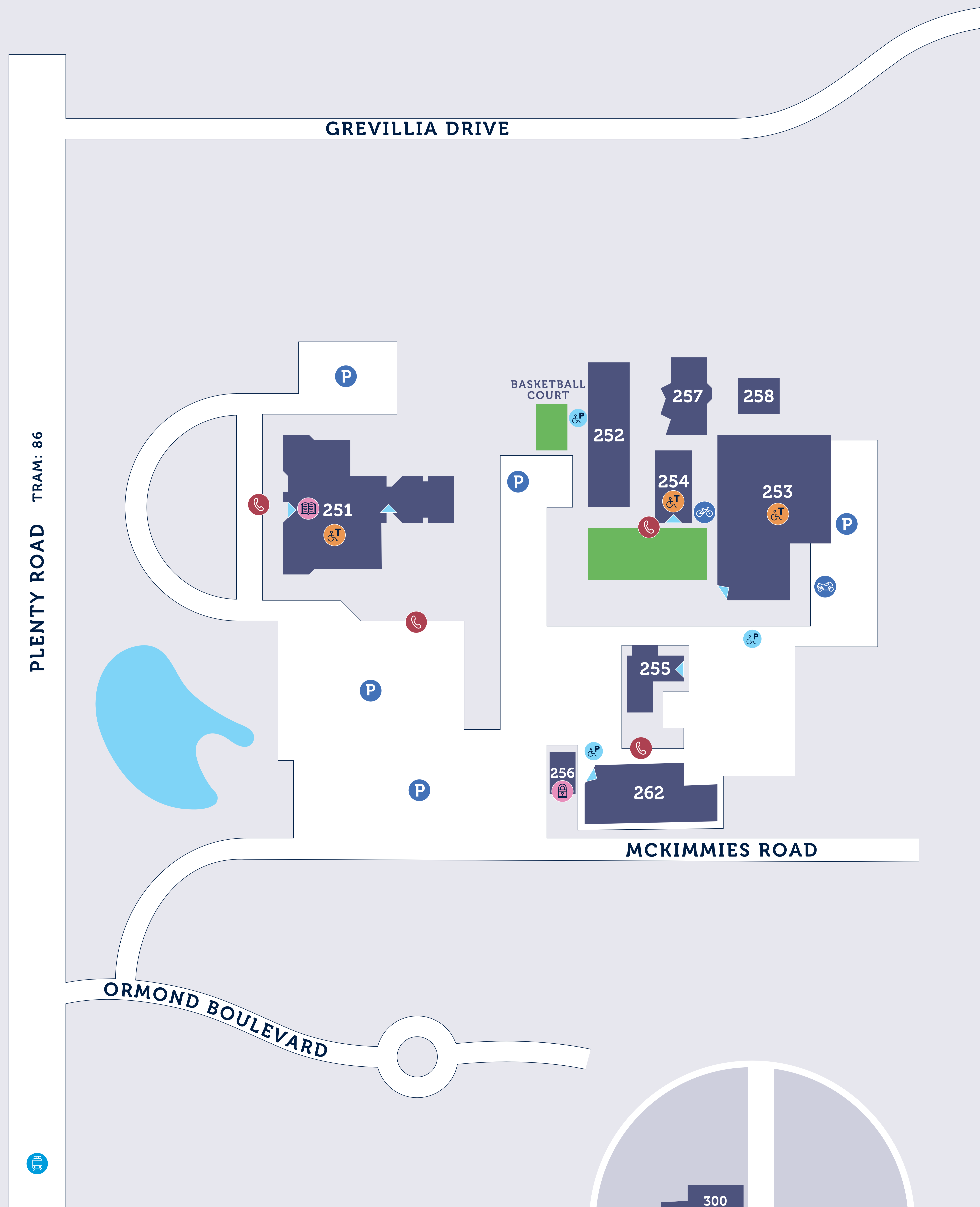
# RMIT

## Bundoora East

### Mobility Map

**LEGEND**

 BUILDING ENTRANCES	 RECREATION SPACE
<b>KEY LOCATIONS</b>	
 SECURITY	 PARKING
 LIBRARY	 SECURE BIKE PARKING
 ACCESSIBLE TOILET	 MOTORCYCLE PARKING
 DISABILITY PARKING	 EMERGENCY CALL POINT
 TRAM STOP	



Equitable Learning Services  
via RMIT Connect

Building 202, Level 2  
Tel. +61 3 9925 5000 (ELS)  
Email: [els@rmit.edu.au](mailto:els@rmit.edu.au)  
[www.rmit.edu.au/equitable](http://www.rmit.edu.au/equitable)

[rmit.edu.au/maps](http://rmit.edu.au/maps)  
GPO Box 2476, Melbourne 3001  
Tel. +61 3 9925 2000 (switchboard) or  
+61 3 9925 2260 (program enquiries)  
[rmit.edu.au](http://rmit.edu.au)



Produced from information compiled by  
Property Services June 2024